

Macroeconomics Indicators of the Slovak Republic

	Unit	2002	2003	2004	2005	2006	2007	2008 ⁹⁾
Gross domestic product ^{1) 2) 5)}	SKK bil.	750	783	827	876	1 275	1 430	1 971 ¹⁰⁾
Gross domestic product ^{2) 5) 6)}	SKK bil.	1 099	1 201	1 325	1 437	1 636	1 851	2 028
Year-on-year change of GDP ³⁾	%	4,6	4,5	5,5	6,0	8,3	10,4	6,4
Unemployment rate ^{4) 7)}	%	17,8	15,2	14,3	11,4	9,4	8,0	8,4
Average nominal monthly wages	SKK	13 511	14 365	15 825	17 274	18 761	20 146	20 154
Average nominal monthly wages	EUR	323	349	408	450	543	600	669
Year-on-year rate of inflation ^{4) 8)}	%	3,3	8,5	7,5	3,7	4,2	3,4	4,4
Year-on-year rate of core inflation ^{4) 8)}	%	2,1	2,6	2,6	1,7	2,7	4,2	3,3
Balance of the central government budget ⁴⁾	SKK bil.	-52	-56	-70	-34	-32	-24	-21
Balance of the central government budget / GDP ⁴⁾	%	-4,7	-4,7	-5,3	-2,4	-2,0	-1,3	-1,0
Public gross debt ⁴⁾	SKK bil.	-481	-518	-564	-507	-505	-544	-
Public gross debt / GDP ⁴⁾	%	43	43	42	35	31	29	-
Net direct investments	USD bil.	4,0	0,6	1,2	1,8	1,8	-	-
Gross external debt	USD bil.	13,2	18,1	23,8	26,2	32,2	44,3	48,6
Gross external debt / GDP	%	48,9	50,0	50,9	57,9	51,7	53,3	51,8
SKK/USD ⁴⁾	SKK	40,27	32,98	28,47	31,71	26,25	22,87	21,39
SKK/EUR ⁴⁾	SKK	41,82	41,15	38,80	38,38	34,57	33,60	30,13
3M BRIBOR (average)	%	7,80	6,20	4,70	2,90	4,32	4,34	4,16

Sources: National Bank of Slovakia, Statistical Office of the Slovak Republic, Ministry of Finance SR

1) Constant prices, average for 1995; resp. according to previous year

2) Cumulative figures since the beginning of the year

3) Change compared with the same period of previous year

4) As the end of period

5) Conversion is based on the method of ESA 95

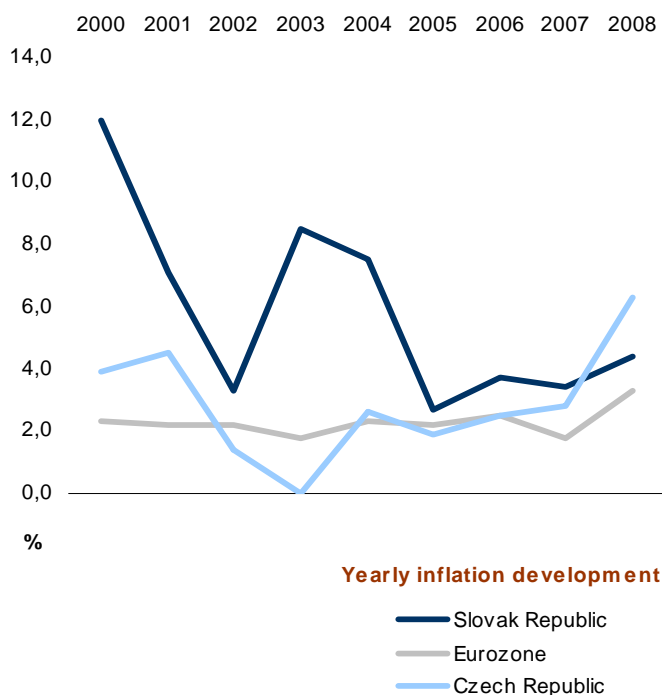
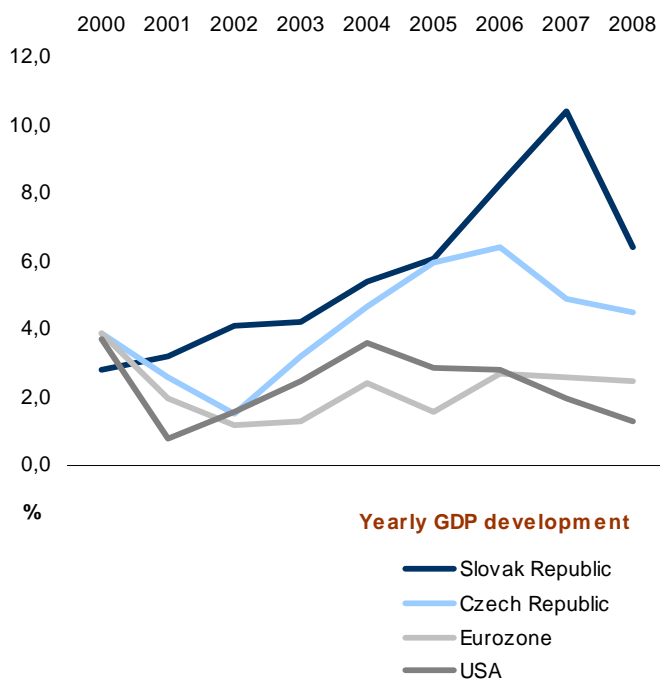
6) Current prices

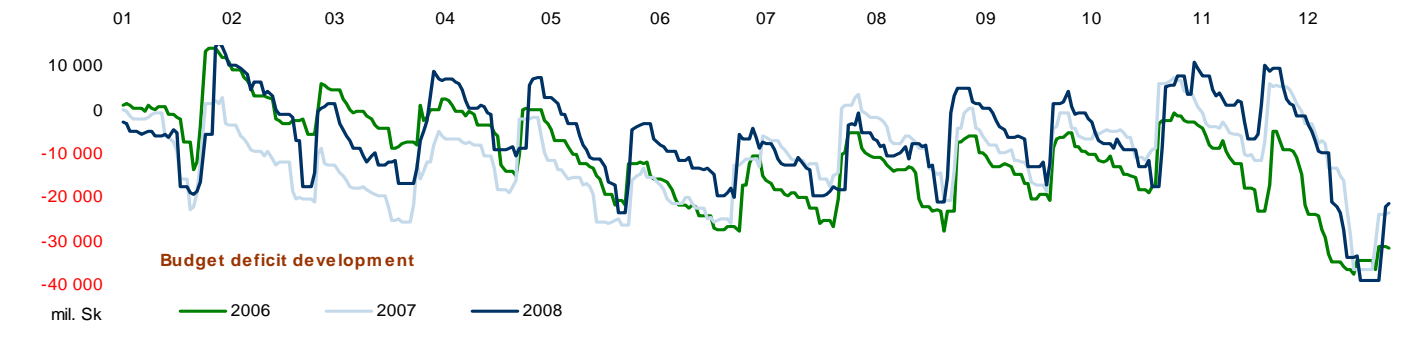
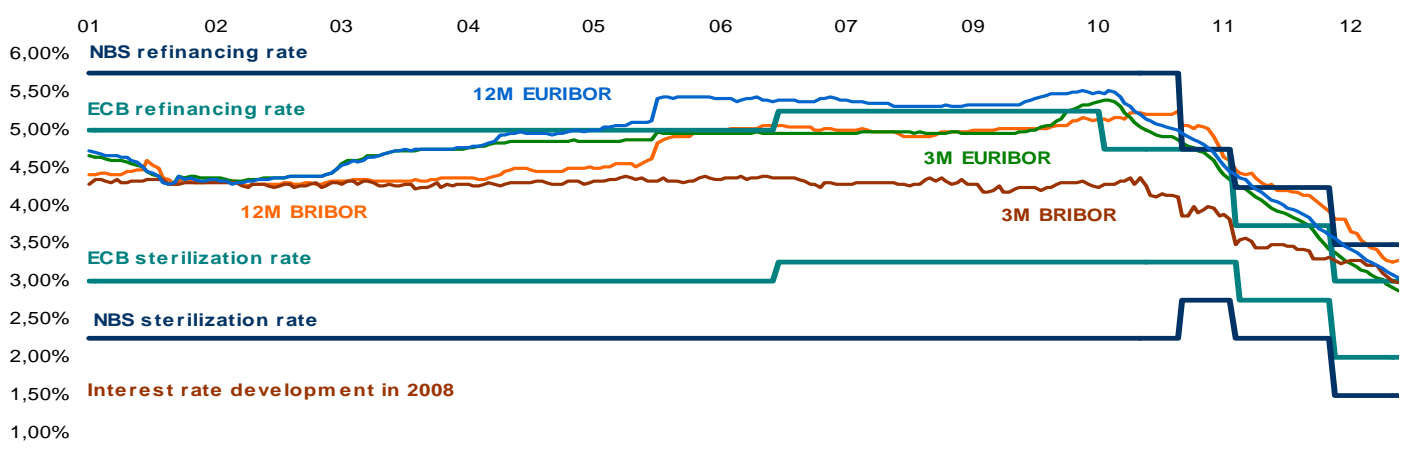
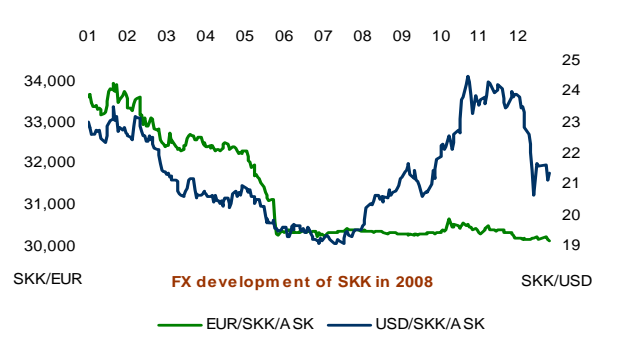
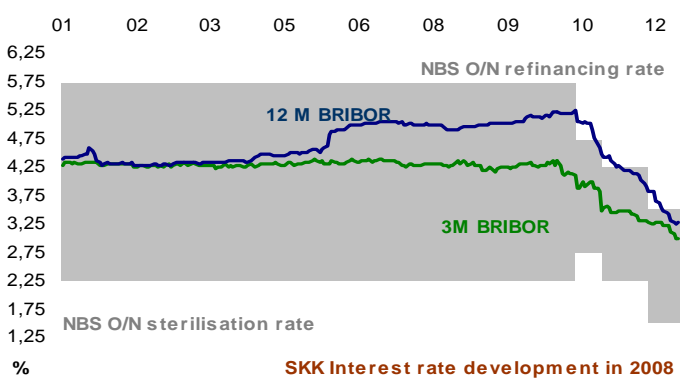
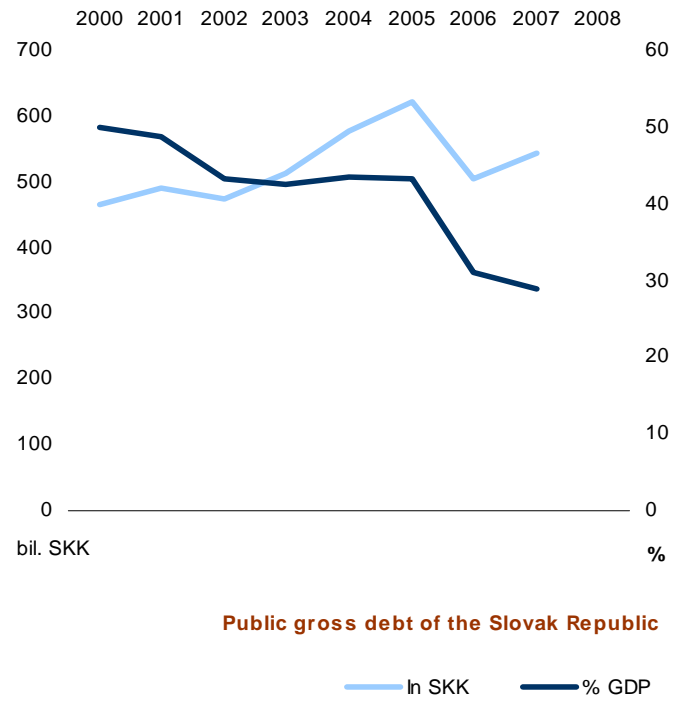
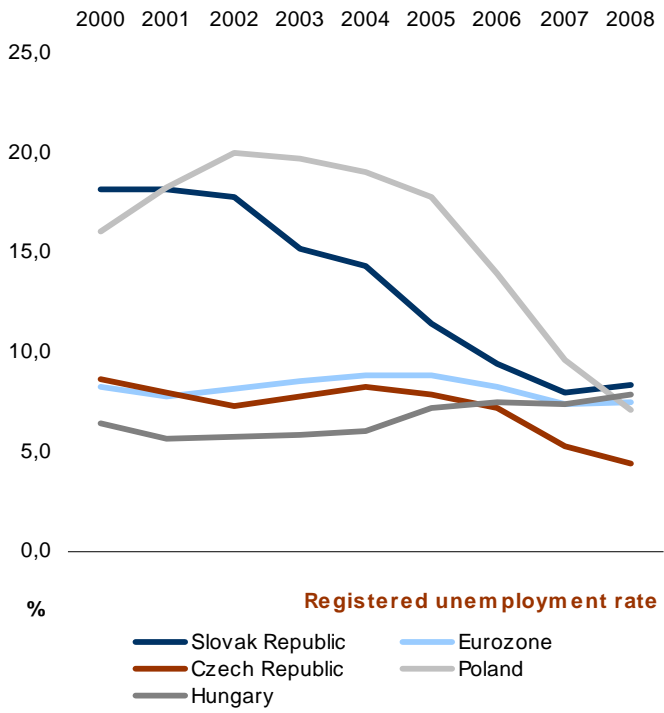
7) Registered Unemployment Rate

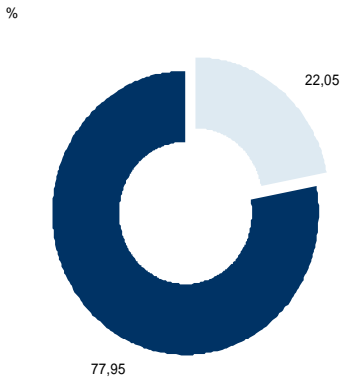
8) Measured by Consumer Price Index

9) Preliminary data

10) Constant prices according to previous year

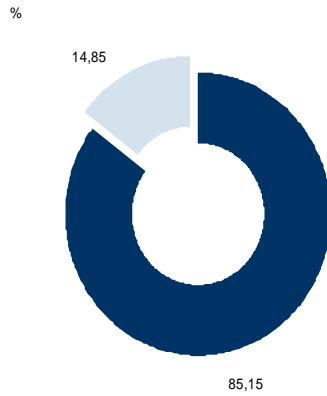






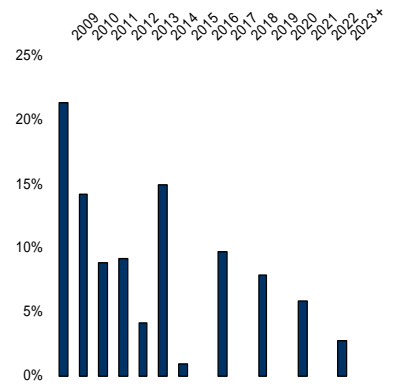
Currency structure of Slovak Gov. Bonds as of 31.12.2008

EUR SKK



Coupon structure of Slovak Gov. Bonds as of 31.12.2008

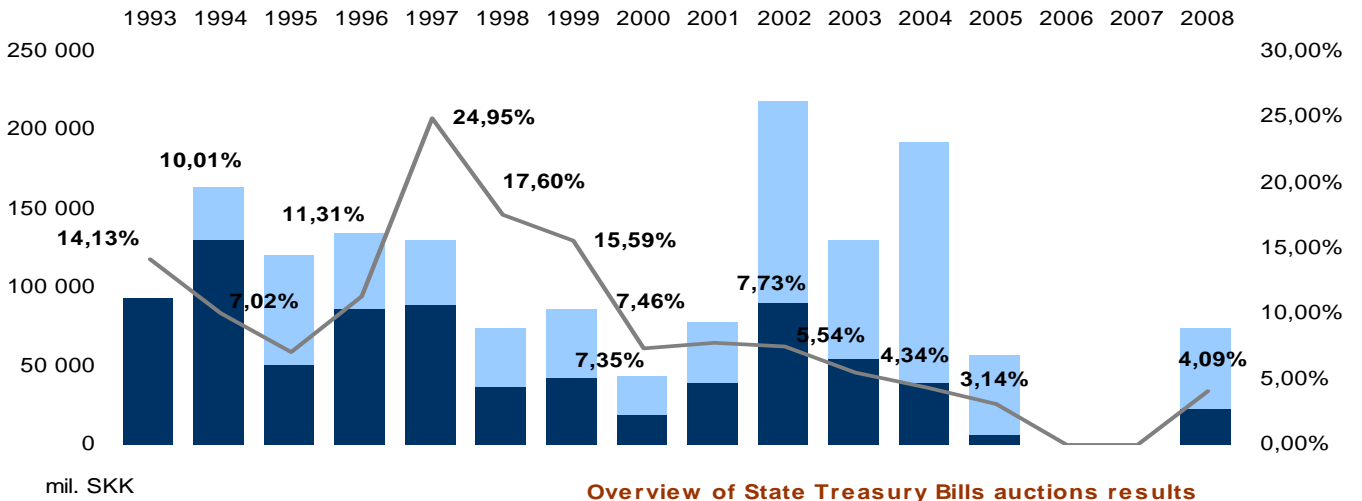
Fixed Float



Maturity structure of Slovak Gov. Bonds as of 31.12.2008

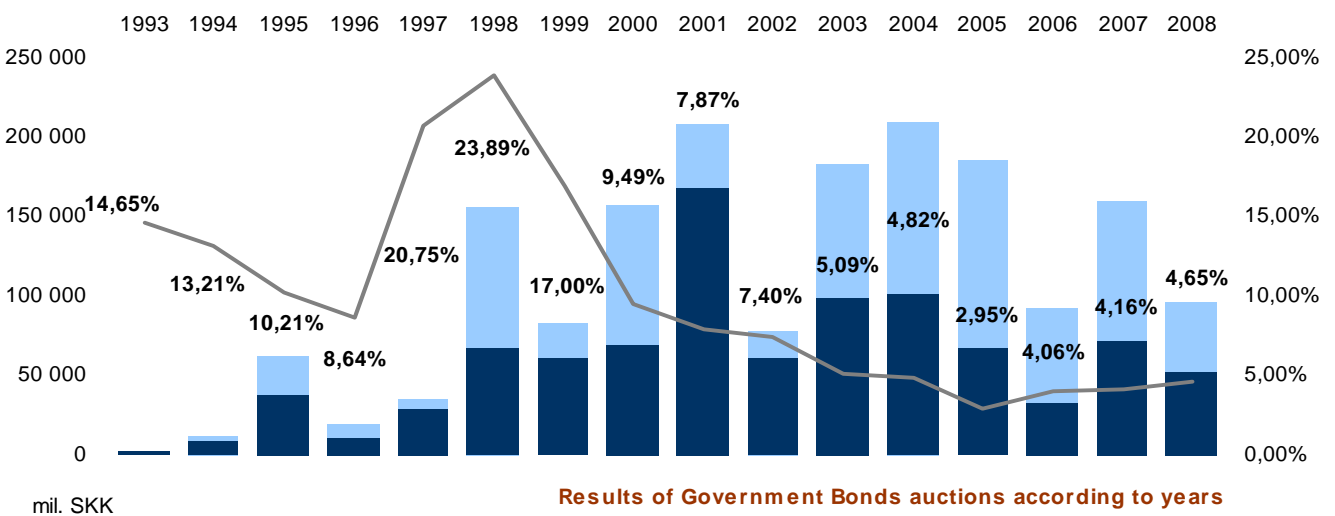
% from total outstanding

Amount due



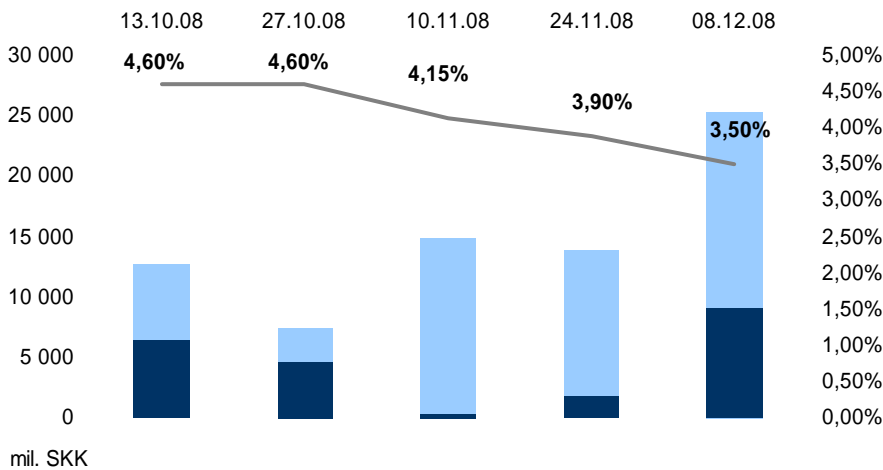
Overview of State Treasury Bills auctions results

Total bids
Accepted bids
Average interest rate



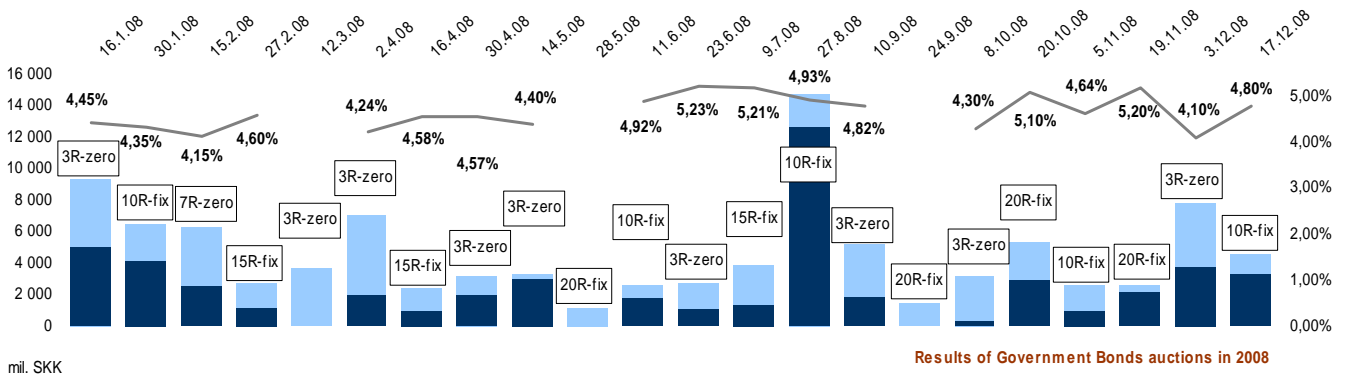
Results of Government Bonds auctions according to years

Total bids
Accepted bids
Average interest rate



Overview of State Treasury Bills auctions results in 2008

■ Total bids
■ Accepted bids
— Accepted interest rate



Results of Government Bonds auctions in 2008

■ Total bids
■ Accepted bids
— Average interest rate

	Treasury Bills	Government Bonds
Type of interest calculation	actual / 360	actual / actual
Issuing Method	American auction	American auction
Settlement	D + 2	D + 2

Rating of the Slovak Republic

Agency	Long Term Rating	Assignment Date
Standard&Poor's	A+ stable outlook	November 2008
Moody's	A1 positive outlook	July 2008
FITCH	A+ stable outlook	July 2008

Conversion rate 1 EUR = 30,1260 SKK (valid from 1.1.2009).

Sources: National Bank of Slovakia, Statistical Office of SR, Ministry of Finance SR, Debt and Liquidity Management Agency.