

## Macroeconomics Indicators of the Slovak Republic

	Unit	2001	2002	2003	2004	2005	2006	2007
Gross domestic product <sup>1) 2) 5)</sup>	SKK bil.	717	750	783	827	876	1 275	1 505 <sup>10)</sup>
Gross domestic product <sup>2) 5) 6)</sup>	SKK bil.	1 010	1 099	1 201	1 325	1 437	1 636	1 851
Year-on-year change of GDP <sup>3)</sup>	%	3,8	4,6	4,5	5,5	6,0	8,3	10,4
Unemployment rate <sup>4) 7)</sup>	%	18,2	17,8	15,2	14,3	11,4	9,4	8,0
Average nominal monthly wages	SKK	12 365	13 511	14 365	15 825	17 274	18 761	20 146
Average nominal monthly wages	EUR	289	323	349	408	450	543	600
Year-on-year rate of inflation <sup>4) 8)</sup>	%	7,1	3,3	8,5	7,5	3,7	4,2	3,4
Year-on-year rate of core inflation <sup>4) 8)</sup>	%	4,3	2,1	2,6	2,6	1,7	2,7	4,2
Balance of the central government budget <sup>4)</sup>	SKK bil.	-44	-52	-56	-70	-34	-32	-24
Balance of the central government budget / GDP <sup>4)</sup>	%	-4,4	-4,7	-4,7	-5,3	-2,4	-2,0	-1,3
Public gross debt <sup>4)</sup>	SKK bil.	-499	-481	-518	-564	-507	-505	-544
Public gross debt / GDP <sup>4)</sup>	%	49	43	43	42	35	31	29
Net direct investments	USD bil.	1,5	4,0	0,6	1,2	1,8	1,8	-
Gross external debt	USD bil.	11	13,2	18,1	23,8	26,2	32,2	44,3
Gross external debt / GDP	%	56,5	48,9	50,0	50,9	57,9	51,7	53,3
SKK/USD mid exchange rate at the end of period	SKK	48,4	40,3	33,0	28,5	31,7	26,3	22,9
SKK/EUR mid exchange rate at the end of period	SKK	42,7	41,8	41,2	38,8	38,4	34,6	33,6
3M BRIBOR (average)	%	7,8	7,8	6,2	4,7	2,9	4,3	4,3

Sources: National Bank of Slovakia, Statistical Office of the Slovak Republic, Ministry of Finance SR

1) Constant prices, average for 1995

2) Cumulative figures since the beginning of the year

3) Change compared with the same period of previous year

4) As the end of period

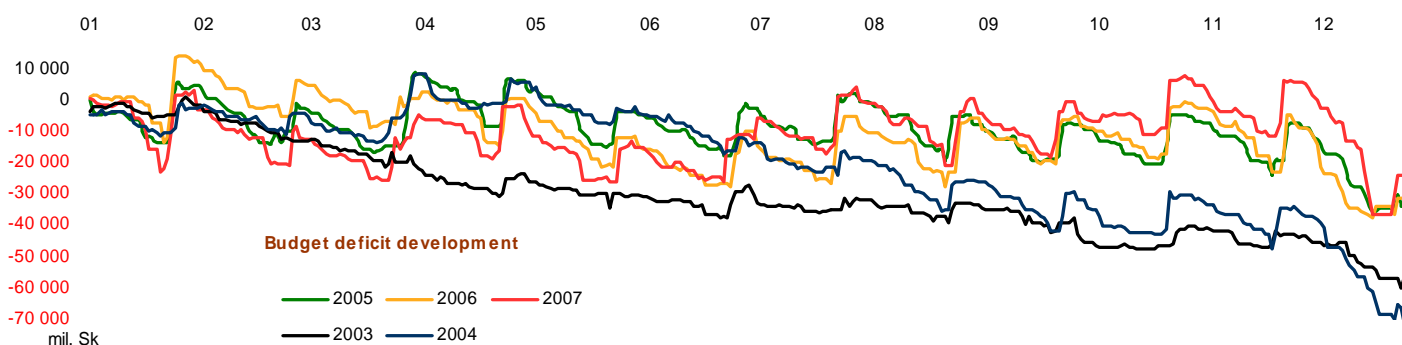
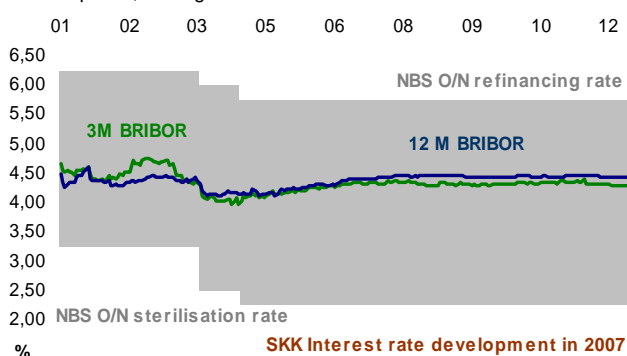
5) Conversion is based on the method of ESA 95

6) Current prices

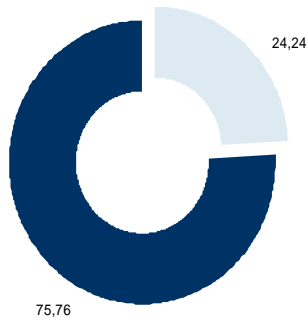
7) Registered Unemployment Rate

8) Measured by Consumer Price Index

10) Constant prices, average for 2000



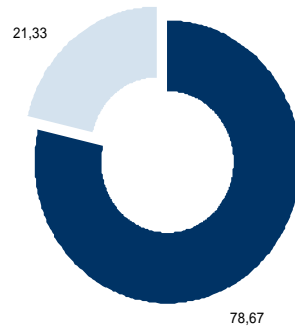
%



Currency structure of Slovak Gov. Bonds as of 31.12.2007

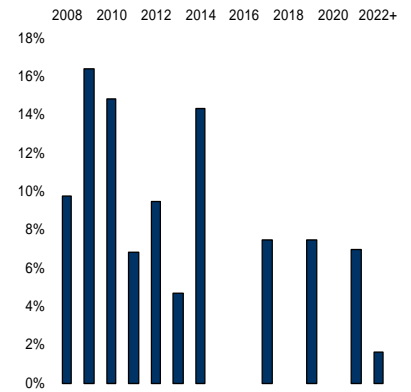
EUR SKK

%



Coupon structure of Slovak Gov. Bonds as of 31.12.2007

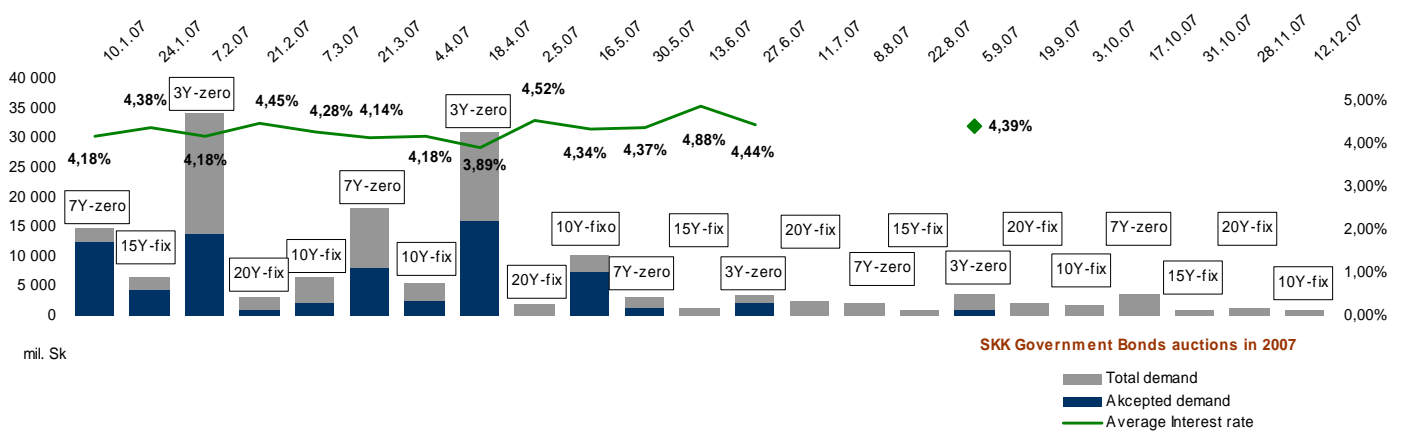
Fixed Float



Maturity structure of Slovak Gov. Bonds as of 31.12.2007

% from total outstanding

Amount due



SKK Government Bonds auctions in 2007

Total demand  
Accepted demand  
Average Interest rate

	Treasury Bills	Government Bonds
Type of interest calculation	actual / 360	actual / actual
Issuing Method	American auction	American auction
Settlement	D + 2	D + 2

### Rating of the Slovak Republic

Agency	Long Term Rating	Assignment Date
Standard&Poor's	A stable outlook	19.12.2005
Moody's	A1	17.10.2006
FITCH	A stable outlook	23.07.2007

Sources: National Bank of Slovakia, Statistical Office of SR, Ministry of Finance SR, Debt and Liquidity Management Agency.