

Macroeconomics Indicators of the Slovak Republic

	Unit	2000	2001	2002	2003	2004	2005	2006 ⁹⁾
Gross domestic product ^{1) 2) 5)}	SKK billions	691	717	750	783	827	876	1 275
Gross domestic product ^{2) 5) 6)}	SKK billions	934	1 010	1 099	1 201	1 325	1 437	1 595
Year-on-year change of GDP ³⁾	%	2,0	3,8	4,6	4,5	5,5	6,0	8,2
Unemployment rate ^{4) 7)}	%	18,2	18,2	17,8	15,2	14,3	11,4	9,4
Average nominal monthly wages	SKK	11 430	12 365	13 511	14 365	15 825	17 242	19 248
Average nominal monthly wages	EUR	260	289	323	349	408	449	557
Year-on-year rate of inflation ^{4) 8)}	%	12	7,1	3,3	8,5	7,5	3,7	3,3
Year-on-year rate of core inflation ^{4) 8)}	%	5,7	4,3	2,1	2,6	2,6	1,7	2,3
Balance of the central government budget ⁴⁾	SKK billions	-28	-44	-52	-56	-70	-34	-32
Balance of the central government budget / GDP ⁴⁾	%	-3,0	-4,4	-4,7	-4,7	-5,3	-2,4	-2,0
Public gross debt ⁴⁾	SKK billions	-466	-492	-475	-512	-578	-622	-
Public gross debt / GDP ⁴⁾	%	50	49	43	43	44	43	-
Net direct investments	USD billions	2,1	1,5	4,0	0,6	1,2	1,8	-
Gross external debt	USD billions	10,8	11	13,2	18,1	23,8	26,2	-
Gross external debt / GDP	%	56,3	56,5	48,9	50,0	50,9	57,9	-
SKK/USD mid exchange rate at the end of period	SKK	47,4	48,4	40,3	33,0	28,5	31,7	26,2
SKK/EUR mid exchange rate at the end of period	SKK	44,0	42,7	41,8	41,2	38,8	38,4	34,6
3M BRIBOR (average)	%	8,4	7,8	7,8	6,2	4,7	2,9	4,3

Sources: National Bank of Slovakia, Statistical Office of the Slovak Republic, Ministry of Finance SR

1) Constant prices, average for 1995

2) Cumulative figures since the beginning of the year

3) Change compared with the same period of previous year

4) As the end of period

5) Conversion is based on the method of ESA 95

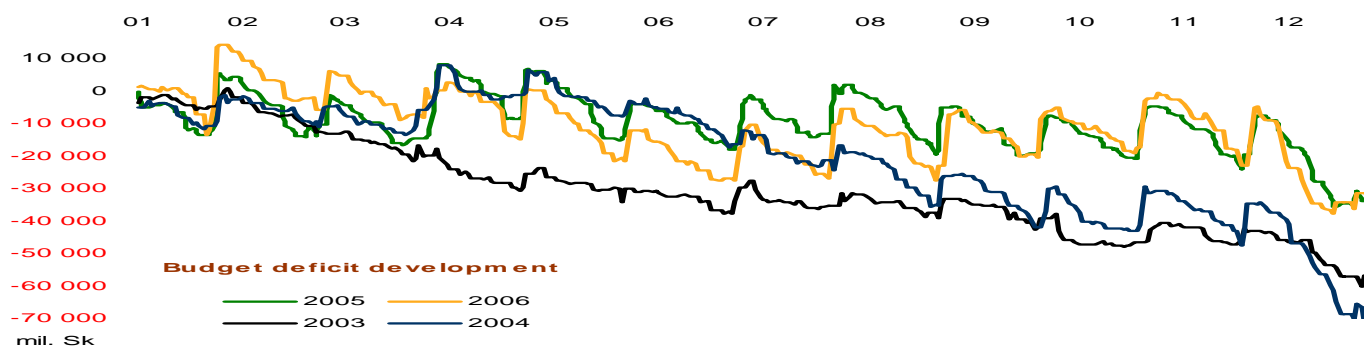
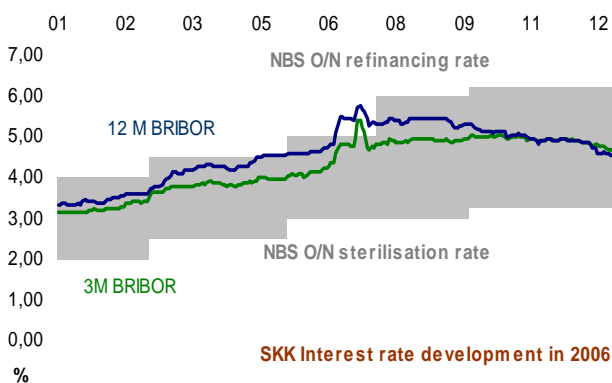
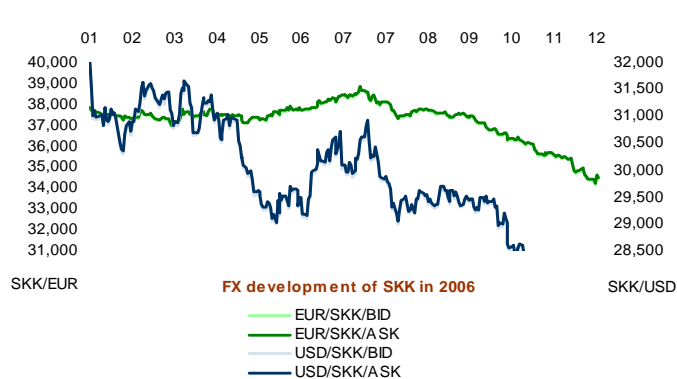
6) Current prices

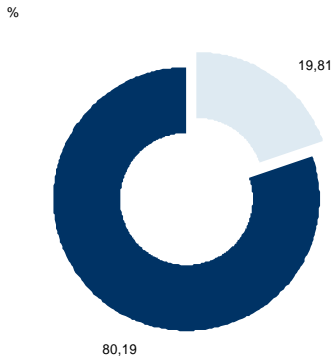
7) Registered Unemployment Rate

8) Measured by Consumer Price Index

9) Preliminary data

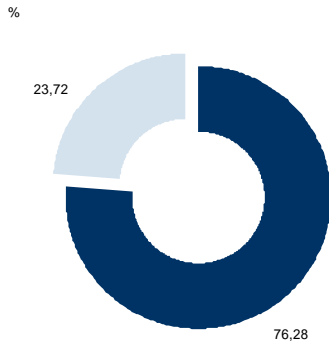
10) Constant prices, average for 2000





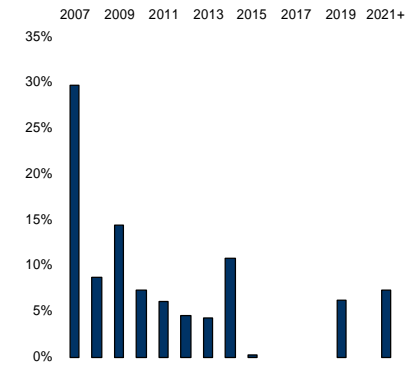
Currency structure of Slovak Gov. Bonds as of 31.12.2006

EUR SKK



Coupon structure of Slovak Gov. Bonds as of 31.12.2006

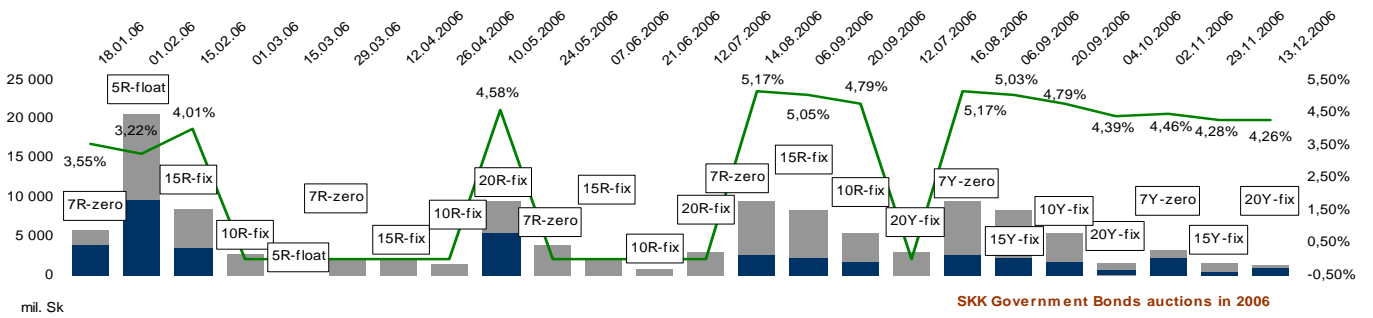
Fixed Float



Maturity structure of Slovak Gov. Bonds as of 31.12.2006

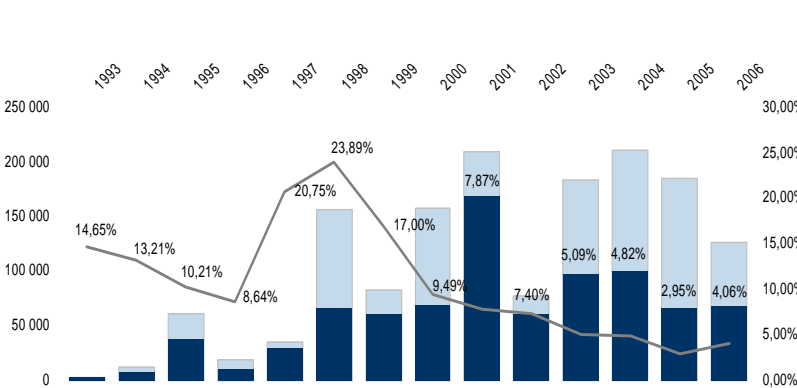
% from total outstanding

Amount due



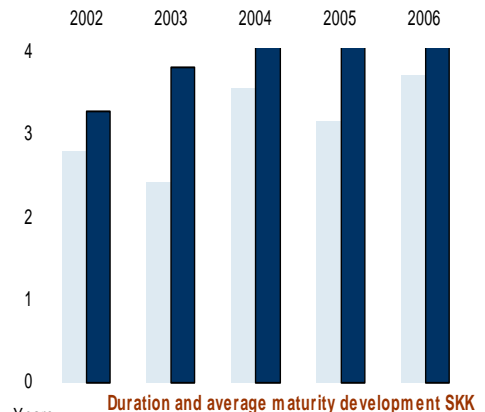
SKK Government Bonds auctions in 2006

Total demand
Accepted demand
Average interest rate



Auctions results of SKK Gov. Bonds

Total demand
Accepted demand
Interest rate



Duration and average maturity development SKK Gov. Bonds

Duration
Average maturity

	Treasury Bills	Government Bonds
Type of interest calculation	actual / 360	actual / actual
Issuing Method	American auction	American auction
Settlement	D + 2	D + 2

Rating of the Slovak Republic

Agency	Long Term Rating	Assignment Date
Standard&Poor's	A stable outlook	19.12.2005
Moody's	A1	17.10.2006
FITCH	A stable outlook	11.10.2005

Sources: National Bank of Slovakia, Statistical Office of SR, Ministry of Finance SR, Debt and Liquidity Management Agency.