

Macroeconomics Indicators of the Slovak Republic

	Unit	2003	2004	2005	2006	2007	2008	1Q 2009 ⁹⁾
Gross domestic product ^{1) 2) 5)}	mld. EUR*	26,0	27,4	29,1	42,3	47,5	65,4	14,4
Gross domestic product ^{2) 5) 6)}	mld. EUR*	39,9	44,0	47,7	54,3	61,4	67,3	14,6
Year-on-year change of GDP ³⁾	%	4,5	5,5	6,0	8,3	10,4	6,4	-5,4
Unemployment rate ^{4) 7)}	%	15,2	14,3	11,4	9,4	8,0	8,4	10,5
Average nominal monthly wages	EUR	349	408	450	543	600	669	710
Year-on-year rate of inflation ^{4) 8)}	%	8,5	7,5	3,7	4,2	3,4	4,6	3,1
Balance of the central government budget ⁴⁾	mld. EUR*	-1,9	-2,3	-1,1	-1,1	-0,8	-0,7	-0,2
Balance of the central government budget / GDP ⁴⁾	%	-4,7	-5,3	-2,4	-2,0	-1,3	-1,0	-
Public gross debt ⁴⁾	mld. EUR*	-17,2	-18,7	-16,8	-16,8	-18,1	-18,6	-
Public gross debt / GDP ⁴⁾	%	42,7	41,6	34,5	31,0	29,0	27,6	-
Net direct investments	mld. USD	0,6	1,2	1,8	1,8	1,0	-	-
Gross external debt	mld. USD	18,1	23,8	26,2	32,2	44,3	48,6	53,3
Gross external debt / GDP	%	50,0	50,9	57,9	51,7	53,3	51,8	-

Sources: National Bank of Slovakia, Statistical Office of the Slovak Republic, Ministry of Finance SR

1) Constant prices, average for 1995; resp. according to previous year

2) Cumulative figures since the beginning of the year

3) Change compared with the same period of previous year

4) As the end of period

5) Conversion is based on the method of ESA 95

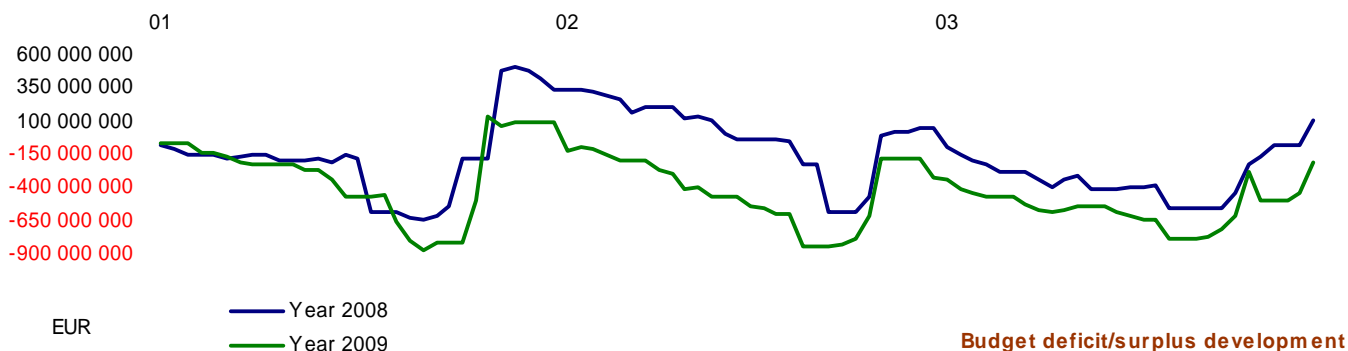
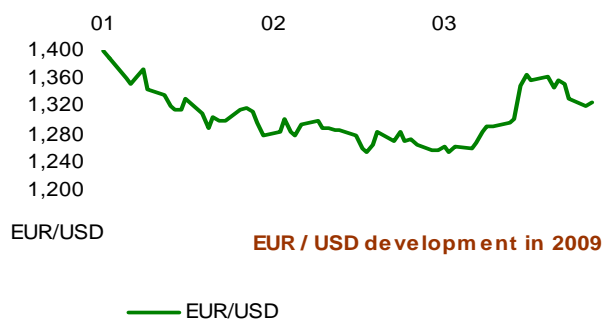
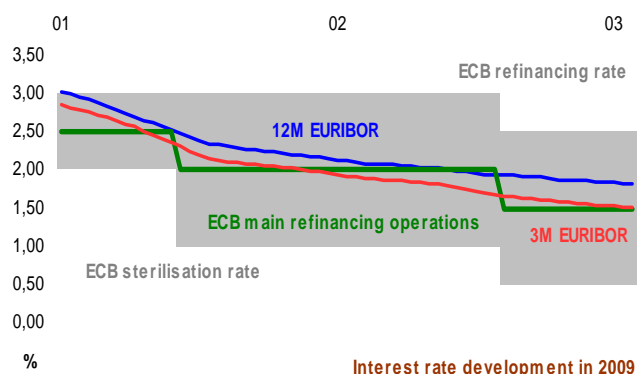
* Used conversion rate 1 EUR = 30,1260 SKK

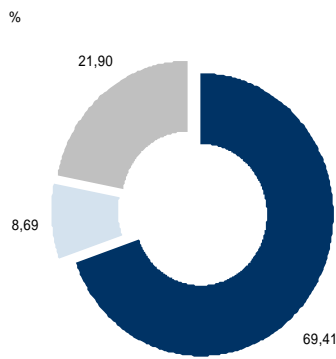
6) Current prices

7) Registered Unemployment Rate

8) Measured by Consumer Price Index

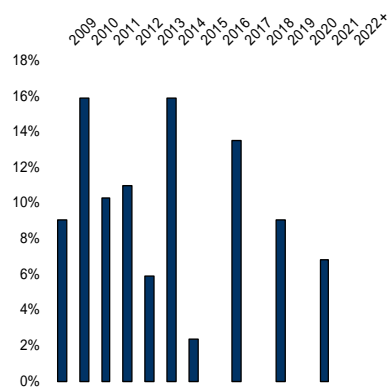
9) Preliminary data





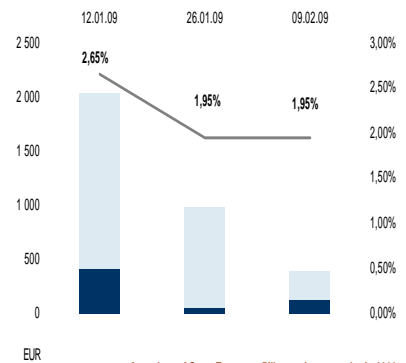
Coupon structure of Slovak Gov. Bonds as of 31.03.2009

■ Fixed ■ Float ■ Zero



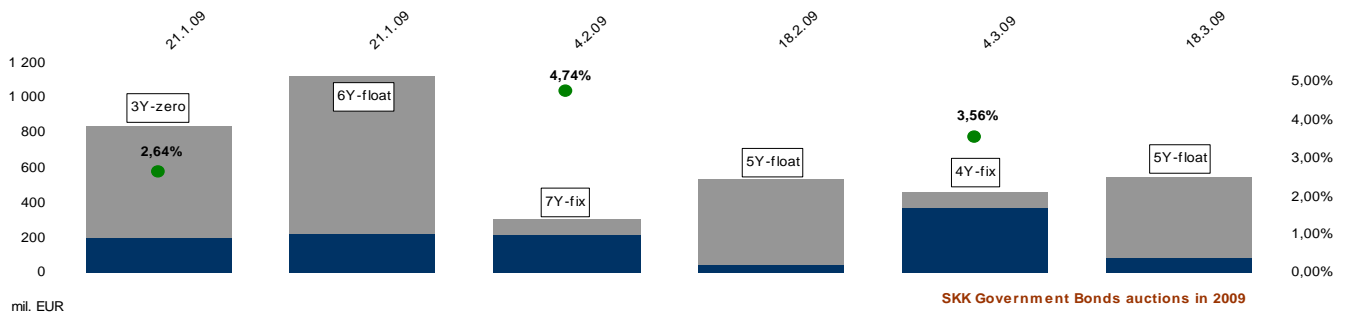
Maturity structure of Slovak Gov. Bonds as of 31.03.2009

■ Amout due



Overview of State Treasury Bills auctions results in 2009

■ Total bids
■ Accepted bids
— Accepted interest rate



SKK Government Bonds auctions in 2009

■ Total demand
■ Accepted demand
● Average Interest rate

	Treasury Bills	Government Bonds
Type of interest calculation	actual / 360	actual / actual
Issuing Method	American auction	American auction
Settlement	D + 2	D + 2

Rating of the Slovak Republic

Agency	Long Term Rating	Assignment Date
Standard&Poor's	A+ stable outlook	November 2008
Moody's	A1 stable outlook	March 2009
FITCH	A+ stable outlook	May 2009

Conversion rate 1 EUR = 30,1260 SKK (valid from 1.1.2009).

Sources: National Bank of Slovakia, Statistical Office of SR, Ministry of Finance SR, Debt and Liquidity Management Agency.